

Glonefro

A solução para
cães e gatos com
problemas renais



LACTOBACILLUS
HELVETICUS
+
LACTICASEIBACILLUS
PARACASEI
INATIVADOS

ENTEROCOCCUS
FAECIUM

QUITOSANO

CARBONATO
DE LANTÂNIO

VITAMINA D

VITAMINA B12

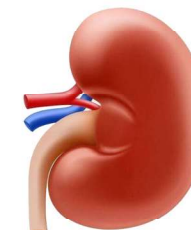
ÁCIDO FÓLICO

↓ Compostos
azotados
no sangue
(BUN, CREA)

↓ Fósforo
no sangue

↑ Tempo de
sobrevida
do animal

↓ Stress oxidativo
e reações
pró-inflamatórias



Melhoria da
função renal

↑ Resposta
imunitária
renal

Estimulação
da síntese de
eritrócitos



- 0-4 kg: 1 cápsula / dia
 - 4-10 kg: 2 cápsulas / dia (dividido em 2 tomas)
 - >10 kg: 3 cápsulas / dia (dividido em 2 tomas)
- Caixa com 30 cápsulas

Glonefro

BUN
Creatina
Fósforo

Esperança
e qualidade
de vida

A doença Renal tem elevada prevalência em cães e gatos.

Independentemente da sua etiologia, um dos objetivos da terapêutica consiste na redução das toxinas urémicas no sangue.

A mucosa intestinal permite a passagem de pequenas moléculas (como a ureia e a creatinina) entre o sangue e o intestino.

Adicionalmente, não só a doença renal promove modificações da microbiota intestinal através do aumento das toxinas urémicas, como também a disbiose intestinal contribui para aumentar o nível destas toxinas no sangue.

Glonefro é composto por uma associação de bactérias consumidoras de nitrogénio, prebióticos e quelantes de fósforo.

Esta fórmula mostrou-se **extremamente eficaz na redução dos níveis séricos de ureia, creatinina e fósforo.**

***Lactobacillus
helveticus***
+
***Lacticaseibacillus
paracasei
inativados***

- Melhoria da função renal por diminuição da lesão e do teor de proteínas relacionadas com a fibrose
- Redução do stress oxidativo e das reações pró-inflamatórias
- Aumento da resposta imunitária no rim

***Enterococcus
faecium***

As toxinas urémicas difundem-se passivamente do sangue para o lúmen do trato gastrointestinal. Os Enterococcus são bactérias produtoras de urease que hidrolisam a ureia e mantêm um gradiente de concentração que favorece a difusão contínua da ureia do sangue para o lúmen do trato gastrointestinal.^{6,7,8,9,10,11}

- Auxilia na conversão dos compostos azotados acumulados em compostos não tóxicos
- Aumenta o tempo de sobrevivência do animal através da redução de compostos urémicos



Quitosano

- Reduz a absorção intestinal de fósforo e toxinas azotadas^{16,17,18}
- Ação antioxidante

**Carbonato
de Lantânio**

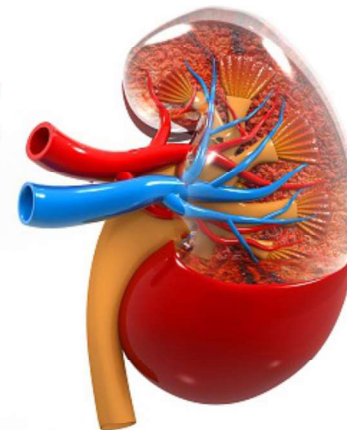
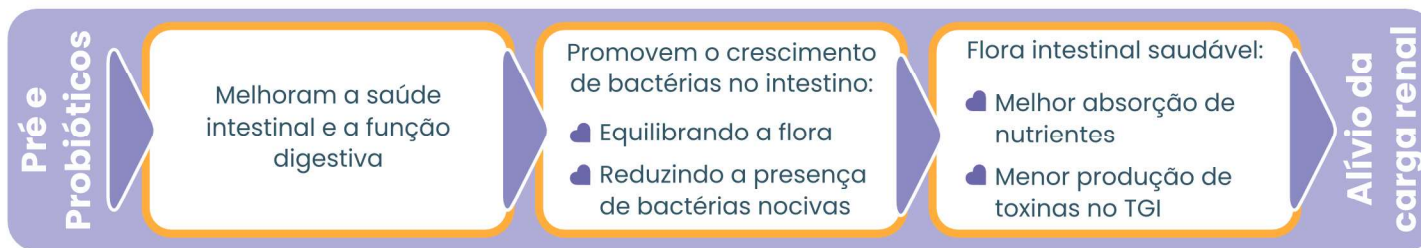
- Quelante intestinal de fósforo^{12,13,14,15}

A administração de Glonefro permite:

1) Diálise entérica®

Introdução de bactérias benéficas no intestino com capacidade de metabolizar e degradar toxinas urêmicas no trato GI (Diálise entérica®). Essas bactérias benéficas convertem as toxinas em compostos menos tóxicos, como o nitrogênio gasoso, que é eliminado nas fezes.^{1,2,3,4,5}

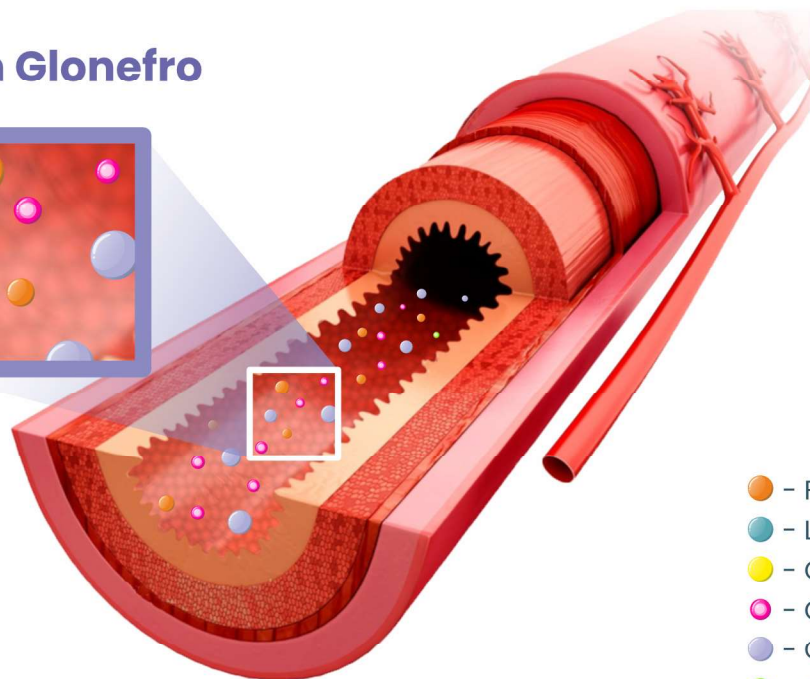

2) Melhorar a função intestinal



3) Reduzir a inflamação

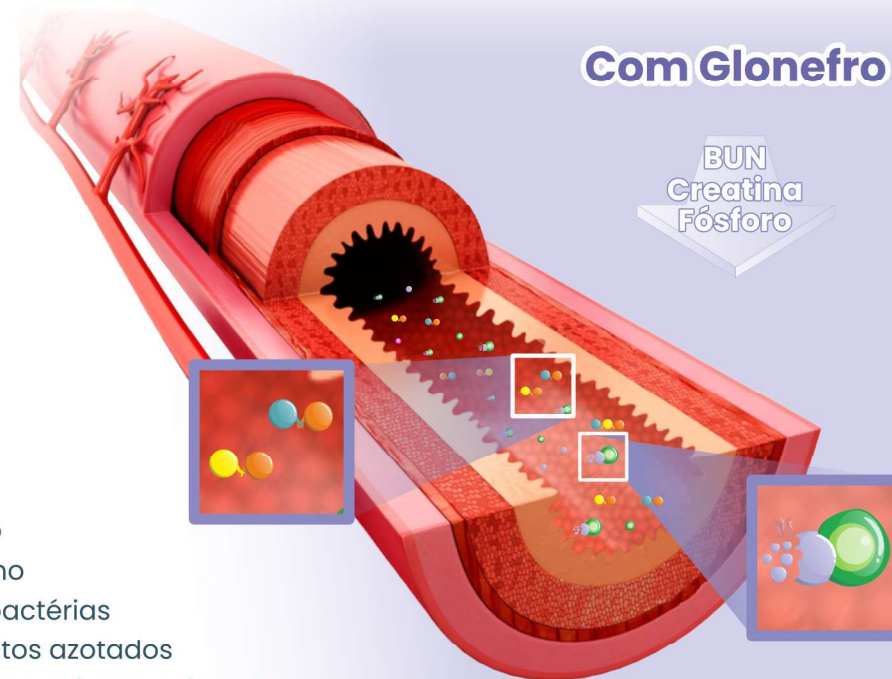
O desequilíbrio da microbiota intestinal e a permeabilidade intestinal aumentada contribuem para a inflamação sistêmica presente na insuficiência renal. Os pré e probióticos conseguem melhorar a integridade da barreira intestinal e regulam a resposta inflamatória, tendo um impacto positivo na função renal.

Sem Glonefro



Com Glonefro

BUN
Creatina
Fósforo



- - Fósforo
- - Lantânio
- - Quitosano
- - Outras bactérias
- - Compostos azotados
- - Bactérias produtoras de urease



GLONPRO

Alimento complementar composto para cães e gatos com alterações renais.

Composição

Carbonato de Lantânio, Quitosano, *Lactobacillus helveticus* inativado, *Lactisacibacillus paracasei* inativado, *Enterococcus faecium*, Vitamina B12, Ácido fólico, Vitamina D.

Indicações

Cães e gatos com alterações renais para melhoria nos níveis séricos de uréia, creatinina e fósforo, prevenção da evolução da doença renal e melhoria da qualidade e esperança média de vida.

Posologia

0-4kg - 1 cápsula/dia; 4-10kg - 2 cápsulas/dia (dividido em 2 tomas); > 10kg - 3 cápsulas/dia (dividido em 2 tomas).

Apresentação

Gloprof 30 cápsulas duras de 465g.

GLOLIVER

Alimento complementar composto para suporte nutricional da função hepática e nas situações de stress oxidativo em cães e gatos.

Composição

Levedura de cerveja inativada (*Saccharomyces cerevisiae*), Silicolina® (silibina + complexo fosfatidil-colina), Melofee® (fonte de Superóxido dismutase), Cavacurmin® (complexo de curcumina), DL-metionina, Zinco, Selénio, Taurina, Vitamina E, Vitamina C.

Indicações

Suporte nutricional da função hepática e nas situações de stress oxidativo em cães e gatos.

Posologia

gloLiver Raças pequenas e gatos: 0-5kg: ½ comprimido/dia; 5-10kg: 1 comprimido/dia

GloLiver Raças médias e grandes: 10-20kg: ½ comprimido/dia; 20-40kg: 1 comprimido/dia; >40kg: 2 comprimidos/dia

Usar com precaução em animais com doença hepática muito severa.

Apresentação

GloLiver Raças pequenas e gatos: 30 comprimidos de 500 mg. GloLiver Raças médias e grandes: 30 comprimidos de 1500 mg.

GLONCODUO

Alimento complementar composto para apoio em processos oncológicos e modulação do sistema imunitário.

Composição

Comprimidos: extrato de grém de trigo.

Cápsulas: Óleo de peixe (EPA e DHA), Óleo de sementes de cânhamo.

Indicações

Cães e gatos com doença oncológica (como abordagem única ou como complemento a outras medicações/tratamentos) ou processos imunomodulados.

Posologia

Cães: 1 comprimido + 1 cápsula por cada 15Kg. recomenda-se duplicar a dose nas primeiras 6 semanas ou durante a administração simultânea de outras terapias como quimio ou radioterapia. Gatos: 1 comprimido + 1 cápsula por dia durante 6 semanas ou durante a administração simultânea de outras terapias oncológicas como quimio ou radioterapia.

Após esse período a dose pode ser reduzida para ½ cp por dia e 1 cápsula em dias alternados.

Recomendações

Os comprimidos podem ser administrados diretamente na boca ou partidos e misturados com a comida. O conteúdo da cápsula também pode ser colocado na comida, se necessário.

A dose pode ser duplicada em caso de necessidade.

É recomendado um intervalo de 2h antes e depois da administração relativamente a outros produtos/fármacos, para evitar a possibilidade da diminuição da absorção.

Apresentação

Gloncoduo: 30 LípidoCaps de 1713 mg + 30 Comprimidos de 1500 mg.

GLOENTERIC

Alimento complementar composto para cães e gatos que contem microrganismos essenciais, adsorventes e outras substâncias que auxiliam a função digestiva normal.

Composição

Enterococcus faecium, Bentonite, Pectina, Fruto-oligosacáridos (FOS), Mananoligosacáridos (MOS), FlowSymbio™ (*Lactisacibacillus paracasei* inativado e *Lactobacillus helveticus* inativado).

Indicações

Diarreias agudas e crónicas de qualquer origem. Qualquer situação que requiera reequilíbrio da microflora intestinal.

Posologia

1 cápsula / animal / dia

Apresentação

Gloenteric: 4 cápsulas duras de 503 mg.

GLOJOINT

Alimento complementar composto para a proteção articular de cães e gatos.

Composição

Cloridrato de Glucosamina, Sulfato de Condroitina, Midoal® (combinação patenteada de extracto de *Zingiber officinale* e *Acemella oleracea*), MSM, Colágeno Tipo II, Cavacurmin® (complexo de curcumina), Harpago, Boswellia, Manganês, Zinco, Óleo de peixe (EPA e DHA), Vitamina E, Vitamina C.

Indicações

Cães e gatos com dor ou alterações articulares. Antes e depois de cirurgias ortopédicas. Reforço articular em cachorros de raças grandes e gigantes.

Posologia

PASTA: Gatos e cães até 10kg: 1ml por dia
CUMPRIMULUS: 0-10kg: ½ comprimido por dia
10-30kg: 1 comprimido por dia
>30kg: 2 comprimidos por dia

Apresentação

GloJoint Raças pequenas e gatos: Pasta oral de 30 ml. GloJoint Raças médias e grandes: 30 comprimidos de 1500 mg.

Referências bibliográficas GLOPETY+

Glojoint: Rondonelli M, Riva A, Allegrini P, Fallva M, Naso M, Peroni G, Nichetti M, Gaspari C, Spadaccini D, Iannello G, Infantino V, Fazio T, Bernardinelli L, Perna S. The Use of a New Food-Grade Lecithin Formulation of Highly Standardized Ginger (*Zingiber officinale*) and *Acemella oleracea* Extracts for the Treatment of Pain and Inflammation in a Group of Subjects with Moderate Knee Osteoarthritis. In: *Journal of Pain Research*; 2020. p. 761-770. Published online 2020 Apr 21. DOI: 10.1177/1073.5214488.2
Pol P, Carnevale S, Scocco A, Davallo FL, Busi S, Meneghini M, Petrangolini G, Riva A. Promising Health Benefits of Adjuvant *Acemella* and *Zingiber* Extracts Combined with Coenzyme Q10 Phytosomes Supplementation in Chronic Pain Treated with Medical Cannabis: A Prospective and Open-Label Clinical Study. In: *Evidence-based Complementary and Alternative Medicine*; 2022. 2022: 7099161. Published online 2022 Jun 13. DOI: 10.1155/2022/7099161
Gloncoduo: Judson PL, Al Sawah E, Marchion DC, Xiang Y, Blicau E, Zghelb NB, Chan HS, Sticklez XB, Hakami A, Wernham RM, Apte SM, Gonczarek-Bosquet J, Chen DT, Lancaster JM. Characterizing the efficacy of fermented wheat germ extract against ovarian cancer and defining the genomic basis of its activity. In: *International Journal of Gynecological Cancer*; Jul 22 (10); 2012. p. 900-907. DOI: 10.1097/IGC.0b013e318265909d.2
Mueller T, Voigt W. Fermented wheat germ extract - nutritional supplement or anticancer drug? In: *Nutrition Journal*; Sep 5 (10); 2011. p. 89. DOI: 10.1186/1475-2891-10-89.3
Mueller T, Jordan K, Voigt W. Promising cytotoxic activity profile of fermented wheat germ extract (Aveamar) in human cancer cell lines. In: *Journal of Experimental & Clinical Cancer Research*; Apr 16 (30); 2011. p. 42. DOI: 10.1186/1756-9966-30-42.4
Teles A, Hegedus M, Chae CH, Vekey K, Aveamar (wheat germ extract) in cancer prevention and treatment. In: *Nutrition and Cancer*; 61 (6); 2009. p. 891-899. DOI: 10.1080/01635580903285114.5
Iyer A, Brown L. Fermented wheat germ extract (Aveamar) in the treatment of cardiac remodeling and metabolic symptoms in rats. In: *Evidence-based Complementary and Alternative Medicine*; Epub 2011 Jan 4; 2011. p. 508957. DOI: 10.1039/eca011093h
6-Saiko P, Ozsar-Kozma M, Madlener S, Bernhaus A, Lackner A, Grusch M, Graser G, Lackner A, Grusch M, Madlener S, Krupitza G, Jaeger W, Hidvegi M, Agarwal RP, Fritzer-Szekeress M, Szekeress T, Aveamar, a nontoxic fermented wheat germ extract, attenuates the growth of sensitive and 5-FUrd/Ara-C cross-resistant H9 human lymphoma cells through induction of apoptosis. In: *Oncology Reports*; Mar; 21 (3); 2009. p. 787-791. DOI: 10.1586/1095930707089709.10
Johanning GL, Wang-Johanning F. Efficacy of a medicinal nutrient in the treatment of cancer. In: *Alternative Therapies in Health and Medicine*; Mar-Apr; 13 (2); 2007. p. 56-63. quiz 64-5. 11-Egészseggyi Tudományos Tanács Értékelése. Öv Hittl. [Recommendation of the Health Sciences Council's Presidency regarding the legal use of Aveamar dietary supplement as a neoplastic agent]. In: *Orvosi Hetilap*; Jan 28; 148 (4); 2007. p. 173. DOI: 10.1556/OH.2007.28025.12
Saiko P, Ozsar-Kozma M, Madlener S, Bernhaus A, Lackner A, Grusch M, Horvath Z, Krupitza G, Jaeger W, Ammer K, Fritzer-Szekeress M, Szekeress T, Aveamar, a nontoxic fermented wheat germ extract, induces apoptosis and inhibits ribonucleotide reductase in human HL-60 promyelocytic leukemia cells. In: *Cancer Letters*; Jun 8; 250 (2); 2007. p. 323-328. DOI: 10.1016/j.canlet.2006.10.018.13
Bálint G, Apáthy A, Gádi M, Teles A, Resetar A, Blazsó G, Falkay G, Szende B, Paksy A, Ehrenfeld M, Shoenfeld Y, Hidvegi M. Effect of Aveamar - a fermented wheat germ extract - on rheumatoid arthritis. Preliminary data. In: *Clinical and experimental rheumatology*; May-Jun; 24 (3); 2006. p. 325-328. 14-Boros LG, Nichelatti M, Shoenfeld Y. Fermented wheat germ extract (Aveamar) in the treatment of cancer and autoimmune diseases. In: *Annals of the New York Academy of Sciences*; Jun; 1051; 2005. p. 529-542. DOI: 10.1196/annals.1303.19.15
Teles A, Kiss-Ióti L, Nagy I, Gwamstrom EL, Kuszt, Poigai J, Resetar A, Lowerik, Szekeress T, Aveamar on proinflammatory cytokine production and kas-mediated cell activation. In: *Annals of the New York Academy of Sciences*; Jun; 1051; 2005. p. 510-525. DOI: 10.1196/annals.1303.19.16
Teles A, Kiss-Ióti L, Nagy I, Gwamstrom EL, Kuszt, Poigai J, Resetar A, Lowerik, Szekeress T, Aveamar on proinflammatory cytokine production and kas-mediated cell activation. In: *Annals of the New York Academy of Sciences*; Jun; 1051; 2005. p. 510-525. DOI: 10.1196/annals.1303.19.16
Teles A, Kiss-Ióti L, Nagy I, Gwamstrom EL, Kuszt, Poigai J, Resetar A, Lowerik, Szekeress T, Aveamar on proinflammatory cytokine production and kas-mediated cell activation. In: *Annals of the New York Academy of Sciences*; Jun; 1051; 2005. p. 510-525. DOI: 10.1196/annals.1303.19.16
Teles A, Kiss-Ióti L, Nagy I, Gwamstrom EL, Kuszt, Poigai J, Resetar A, Lowerik, Szekeress T, Aveamar on proinflammatory cytokine production and kas-mediated cell activation. In: *Annals of the New York Academy of Sciences*; Jun; 1051; 2005. p. 510-525. DOI: 10.1196/annals.1303.19.16
Teles A, Kiss-Ióti L, Nagy I, Gwamstrom EL, Kuszt, Poigai J, Resetar A, Lowerik, Szekeress T, Aveamar on proinflammatory cytokine production and kas-mediated cell activation. In: *Annals of the New York Academy of Sciences*; Jun; 1051; 2005. p. 510-525. DOI: 10.1196/annals.1303.19.16
Teles A, Kiss-Ióti L, Nagy I, Gwamstrom EL, Kuszt, Poigai J, Resetar A, Lowerik, Szekeress T, Aveamar on proinflammatory cytokine production and kas-mediated cell activation. In: *Annals of the New York Academy of Sciences*; Jun; 1051; 2005. p. 510-525. DOI: 10.1196/annals.1303.19.16
Teles A, Kiss-Ióti L, Nagy I, Gwamstrom EL, Kuszt, Poigai J, Resetar A, Lowerik, Szekeress T, Aveamar on proinflammatory cytokine production and kas-mediated cell activation. In: *Annals of the New York Academy of Sciences*; Jun; 1051; 2005. p. 510-525. DOI: 10.1196/annals.1303.19.16
Teles A, Kiss-Ióti L, Nagy I, Gwamstrom EL, Kuszt, Poigai J, Resetar A, Lowerik, Szekeress T, Aveamar on proinflammatory cytokine production and kas-mediated cell activation. In: *Annals of the New York Academy of Sciences*; Jun; 1051; 2005. p. 510-525. DOI: 10.1196/annals.1303.19.16
Teles A, Kiss-Ióti L, Nagy I, Gwamstrom EL, Kuszt, Poigai J, Resetar A, Lowerik, Szekeress T, Aveamar on proinflammatory cytokine production and kas-mediated cell activation. In: *Annals of the New York Academy of Sciences*; Jun; 1051; 2005. p. 510-525. DOI: 10.1196/annals.1303.19.16
Teles A, Kiss-Ióti L, Nagy I, Gwamstrom EL, Kuszt, Poigai J, Resetar A, Lowerik, Szekeress T, Aveamar on proinflammatory cytokine production and kas-mediated cell activation. In: *Annals of the New York Academy of Sciences*; Jun; 1051; 2005. p. 510-525. DOI: 10.1196/annals.1303.19.16
Teles A, Kiss-Ióti L, Nagy I, Gwamstrom EL, Kuszt, Poigai J, Resetar A, Lowerik, Szekeress T, Aveamar on proinflammatory cytokine production and kas-mediated cell activation. In: *Annals of the New York Academy of Sciences*; Jun; 1051; 2005. p. 510-525. DOI: 10.1196/annals.1303.19.16
Teles A, Kiss-Ióti L, Nagy I, Gwamstrom EL, Kuszt, Poigai J, Resetar A, Lowerik, Szekeress T, Aveamar on proinflammatory cytokine production and kas-mediated cell activation. In: *Annals of the New York Academy of Sciences*; Jun; 1051; 2005. p. 510-525. DOI: 10.1196/annals.1303.19.16
Teles A, Kiss-Ióti L, Nagy I, Gwamstrom EL, Kuszt, Poigai J, Resetar A, Lowerik, Szekeress T, Aveamar on proinflammatory cytokine production and kas-mediated cell activation. In: *Annals of the New York Academy of Sciences*; Jun; 1051; 2005. p. 510-525. DOI: 10.1196/annals.1303.19.16
Teles A, Kiss-Ióti L, Nagy I, Gwamstrom EL, Kuszt, Poigai J, Resetar A, Lowerik, Szekeress T, Aveamar on proinflammatory cytokine production and kas-mediated cell activation. In: *Annals of the New York Academy of Sciences*; Jun; 1051; 2005. p. 510-525. DOI: 10.1196/annals.1303.19.16
Teles A, Kiss-Ióti L, Nagy I, Gwamstrom EL, Kuszt, Poigai J, Resetar A, Lowerik, Szekeress T, Aveamar on proinflammatory cytokine production and kas-mediated cell activation. In: *Annals of the New York Academy of Sciences*; Jun; 1051; 2005. p. 510-525. DOI: 10.1196/annals.1303.19.16
Teles A, Kiss-Ióti L, Nagy I, Gwamstrom EL, Kuszt, Poigai J, Resetar A, Lowerik, Szekeress T, Aveamar on proinflammatory cytokine production and kas-mediated cell activation. In: *Annals of the New York Academy of Sciences*; Jun; 1051; 2005. p. 510-525. DOI: 10.1196/annals.1303.19.16
Teles A, Kiss-Ióti L, Nagy I, Gwamstrom EL, Kuszt, Poigai J, Resetar A, Lowerik, Szekeress T, Aveamar on proinflammatory cytokine production and kas-mediated cell activation. In: *Annals of the New York Academy of Sciences*; Jun; 1051; 2005. p. 510-525. DOI: 10.1196/annals.1303.19.16
Teles A, Kiss-Ióti L, Nagy I, Gwamstrom EL, Kuszt, Poigai J, Resetar A, Lowerik, Szekeress T, Aveamar on proinflammatory cytokine production and kas-mediated cell activation. In: *Annals of the New York Academy of Sciences*; Jun; 1051; 2005. p. 510-525. DOI: 10.1196/annals.1303.19.16
Teles A, Kiss-Ióti L, Nagy I, Gwamstrom EL, Kuszt, Poigai J, Resetar A, Lowerik, Szekeress T, Aveamar on proinflammatory cytokine production and kas-mediated cell activation. In: *Annals of the New York Academy of Sciences*; Jun; 1051; 2005. p. 510-525. DOI: 10.1196/annals.1303.19.16
Teles A, Kiss-Ióti L, Nagy I, Gwamstrom EL, Kuszt, Poigai J, Resetar A, Lowerik, Szekeress T, Aveamar on proinflammatory cytokine production and kas-mediated cell activation. In: *Annals of the New York Academy of Sciences*; Jun; 1051; 2005. p. 510-525. DOI: 10.1196/annals.1303.19.16
Teles A, Kiss-Ióti L, Nagy I, Gwamstrom EL, Kuszt, Poigai J, Resetar A, Lowerik, Szekeress T, Aveamar on proinflammatory cytokine production and kas-mediated cell activation. In: *Annals of the New York Academy of Sciences*; Jun; 1051; 2005. p. 510-525. DOI: 10.1196/annals.1303.19.16
Teles A, Kiss-Ióti L, Nagy I, Gwamstrom EL, Kuszt, Poigai J, Resetar A, Lowerik, Szekeress T, Aveamar on proinflammatory cytokine production and kas-mediated cell activation. In: *Annals of the New York Academy of Sciences*; Jun; 1051; 2005. p. 510-525. DOI: 10.1196/annals.1303.19.16
Teles A, Kiss-Ióti L, Nagy I, Gwamstrom EL, Kuszt, Poigai J, Resetar A, Lowerik, Szekeress T, Aveamar on proinflammatory cytokine production and kas-mediated cell activation. In: *Annals of the New York Academy of Sciences*; Jun; 1051; 2005. p. 510-525. DOI: 10.1196/annals.1303.19.16
Teles A, Kiss-Ióti L, Nagy I, Gwamstrom EL, Kuszt, Poigai J, Resetar A, Lowerik, Szekeress T, Aveamar on proinflammatory cytokine production and kas-mediated cell activation. In: *Annals of the New York Academy of Sciences*; Jun; 1051; 2005. p. 510-525. DOI: 10.1196/annals.1303.19.16
Teles A, Kiss-Ióti L, Nagy I, Gwamstrom EL, Kuszt, Poigai J, Resetar A, Lowerik, Szekeress T, Aveamar on proinflammatory cytokine production and kas-mediated cell activation. In: *Annals of the New York Academy of Sciences*; Jun; 1051; 2005. p. 510-525. DOI: 10.1196/annals.1303.19.16
Teles A, Kiss-Ióti L, Nagy I, Gwamstrom EL, Kuszt, Poigai J, Resetar A, Lowerik, Szekeress T, Aveamar on proinflammatory cytokine production and kas-mediated cell activation. In: *Annals of the New York Academy of Sciences*; Jun; 1051; 2005. p. 510-525. DOI: 10.1196/annals.1303.19.16
Teles A, Kiss-Ióti L, Nagy I, Gwamstrom EL, Kuszt, Poigai J, Resetar A, Lowerik, Szekeress T, Aveamar on proinflammatory cytokine production and kas-mediated cell activation. In: *Annals of the New York Academy of Sciences*; Jun; 1051; 2005. p. 510-525. DOI: 10.1196/annals.1303.19.16
Teles A, Kiss-Ióti L, Nagy I, Gwamstrom EL, Kuszt, Poigai J, Resetar A, Lowerik, Szekeress T, Aveamar on proinflammatory cytokine production and kas-mediated cell activation. In: *Annals of the New York Academy of Sciences*; Jun; 1051; 2005. p. 510-525. DOI: 10.1196/annals.1303.19.16
Teles A, Kiss-Ióti L, Nagy I, Gwamstrom EL, Kuszt, Poigai J, Resetar A, Lowerik, Szekeress T, Aveamar on proinflammatory cytokine production and kas-mediated cell activation. In: *Annals of the New York Academy of Sciences*; Jun; 1051; 2005. p. 510-525. DOI: 10.1196/annals.1303.19.16
Teles A, Kiss-Ióti L, Nagy I, Gwamstrom EL, Kuszt, Poigai J, Resetar A, Lowerik, Szekeress T, Aveamar on proinflammatory cytokine production and kas-mediated cell activation. In: *Annals of the New York Academy of Sciences*; Jun; 1051; 2005. p. 510-525. DOI: 10.1196/annals.1303.19.16
Teles A, Kiss-Ióti L, Nagy I, Gwamstrom EL, Kuszt, Poigai J, Resetar A, Lowerik, Szekeress T, Aveamar on proinflammatory cytokine production and kas-mediated cell activation. In: *Annals of the New York Academy of Sciences*; Jun; 1051; 2005. p. 510-525. DOI: 10.1196/annals.1303.19.16
Teles A, Kiss-Ióti L, Nagy I, Gwamstrom EL, Kuszt, Poigai J, Resetar A, Lowerik, Szekeress T, Aveamar on proinflammatory cytokine production and kas-mediated cell activation. In: *Annals of the New York Academy of Sciences*; Jun; 1051; 2005. p. 510-525. DOI: 10.1196/annals.1303.19.16
Teles A, Kiss-Ióti L, Nagy I, Gwamstrom EL, Kuszt, Poigai J, Resetar A, Lowerik, Szekeress T, Aveamar on proinflammatory cytokine production and kas-mediated cell activation. In: *Annals of the New York Academy of Sciences*; Jun; 1051; 2005. p. 510-525. DOI: 10.1196/annals.1303.19.16
Teles A, Kiss-Ióti L, Nagy I, Gwamstrom EL, Kuszt, Poigai J, Resetar A, Lowerik, Szekeress T, Aveamar on proinflammatory cytokine production and kas-mediated cell activation. In: *Annals of the New York Academy of Sciences*; Jun; 1051; 2005. p. 510-525. DOI: 10.1196/annals.1303.19.16
Teles A, Kiss-Ióti L, Nagy I, Gwamstrom EL, Kuszt, Poigai J, Resetar A, Lowerik, Szekeress T, Aveamar on proinflammatory cytokine production and kas-mediated cell activation. In: *Annals of the New York Academy of Sciences*; Jun; 1051; 2005. p. 510-525. DOI: 10.1196/annals.1303.19.16
Teles A, Kiss-Ióti L, Nagy I, Gwamstrom EL, Kuszt, Poigai J, Resetar A, Lowerik, Szekeress T, Aveamar on proinflammatory cytokine production and kas-mediated cell activation. In: *Annals of the New York Academy of Sciences*; Jun; 1051; 2005. p. 510-525. DOI: 10.1196/annals.1303.19.16
Teles A, Kiss-Ióti L, Nagy I, Gwamstrom EL, Kuszt, Poigai J, Resetar A, Lowerik, Szekeress T, Aveamar on proinflammatory cytokine production and kas-mediated cell activation. In: *Annals of the New York Academy of Sciences*; Jun; 1051; 2005. p. 510-525. DOI: 10.1196/annals.1303.19.16
Teles A, Kiss-Ióti L, Nagy I, Gwamstrom EL, Kuszt, Poigai J, Resetar A, Lowerik, Szekeress T, Aveamar on proinflammatory cytokine production and kas-mediated cell activation. In: *Annals of the New York Academy of Sciences*; Jun; 1051; 2005. p. 510-525. DOI: 10.1196/annals.1303.19.16
Teles A, Kiss-Ióti L, Nagy I, Gwamstrom EL, Kuszt, Poigai J, Resetar A, Lowerik, Szekeress T, Aveamar on proinflammatory cytokine production and kas-mediated cell activation. In: *Annals of the New York Academy of Sciences*; Jun; 1051; 2005. p. 510-525. DOI: 10.1196/annals.1303.19.16
Teles A, Kiss-Ióti L, Nagy I, Gwamstrom EL, Kuszt, Poigai J, Resetar A, Lowerik, Szekeress T, Aveamar on proinflammatory cytokine production and kas-mediated cell activation. In: *Annals of the New York Academy of Sciences*; Jun; 1051; 2005. p. 510-525. DOI: 10.1196/annals.1303.19.16
Teles A, Kiss-Ióti L, Nagy I, Gwamstrom EL, Kuszt, Poigai J, Resetar A, Lowerik, Szekeress T, Aveamar on proinflammatory cytokine production and kas-mediated cell activation. In: *Annals of the New York Academy of Sciences*; Jun; 1051; 2005. p. 510-525. DOI: 10.1196/annals.1303.19.16
Teles A, Kiss-Ióti L, Nagy I, Gwamstrom EL, Kuszt, Poigai J, Resetar A, Lowerik, Szekeress T, Aveamar on proinflammatory cytokine production and kas-mediated cell activation. In: *Annals of the New York Academy of Sciences*; Jun; 1051; 2005. p. 510-525. DOI: 10.1196/annals.1303.19.16
Teles A, Kiss-Ióti L, Nagy I, Gwamstrom EL, Kuszt, Poigai J, Resetar A, Lowerik, Szekeress T, Aveamar on proinflammatory cytokine production and kas-mediated cell activation. In: *Annals of the New York Academy of Sciences*; Jun; 1051; 2005. p. 510-525. DOI: 10.1196/annals.1303.19.16
Teles A, Kiss-Ióti L, Nagy I, Gwamstrom EL, Kuszt, Poigai J, Resetar A, Lowerik, Szekeress T, Aveamar on proinflammatory cytokine production and kas-mediated cell activation. In: *Annals of the New York Academy of Sciences*; Jun; 1051; 2005. p. 510-525. DOI: 10.1196/annals.1303.19.16
Teles A, Kiss-Ióti L, Nagy I, Gwamstrom EL, Kuszt, Poigai J, Resetar A, Lowerik, Szekeress T, Aveamar on proinflammatory cytokine production and kas-mediated cell activation. In: *Annals of the New York Academy of Sciences*; Jun; 1051; 2005. p. 510-525. DOI: 10.1196/annals.1303.19.16
Teles A, Kiss-Ióti L, Nagy I, Gwamstrom EL, Kuszt, Poigai J, Resetar A, Lowerik, Szekeress T, Aveamar on proinflammatory cytokine production and kas-mediated cell activation. In: *Annals of the New York Academy of Sciences*; Jun; 1051; 2005. p. 510-525. DOI: 10.1196/annals.1303.19.16
Teles A, Kiss-Ióti L, Nagy I, Gwamstrom EL, Kuszt, Poigai J, Resetar A, Lowerik, Szekeress T, Aveamar on proinflammatory cytokine production and kas-mediated cell activation. In: *Annals of the New York Academy of Sciences*; Jun; 1051; 2005. p. 510-525. DOI: 10.1196/annals.1303.19.16
Teles A, Kiss-Ióti L, Nagy I, Gwamstrom EL, Kuszt, Poigai J, Resetar A, Lowerik, Szekeress T, Aveamar on proinflammatory cytokine production and kas-mediated cell activation. In: *Annals of the New York Academy of Sciences*; Jun; 1051; 2005. p. 510-525. DOI: 10.1196/annals.1303.19.16
Teles A, Kiss-Ióti L, Nagy I, Gwamstrom EL, Kuszt, Poigai J, Resetar A, Lowerik, Szekeress T, Aveamar on proinflammatory cytokine production and kas-mediated cell activation. In: *Annals of the New York Academy of Sciences*; Jun; 1051; 2005. p. 510-525. DOI: 10.1196/annals.1303.19.16
Teles A, Kiss-Ióti L, Nagy I, Gwamstrom EL, Kuszt, Poigai J, Resetar A, Lowerik, Szekeress T, Aveamar on proinflammatory cytokine production and kas-mediated cell activation. In: *Annals of the New York Academy of Sciences*; Jun; 1051; 2005. p. 510-525. DOI: 10.1196/annals.1303.19.16
Teles A, Kiss-Ióti L, Nagy I, Gwamstrom EL, Kuszt, Poigai J, Resetar A, Lowerik, Szekeress T, Aveamar on proinflammatory cytokine production and kas-mediated cell activation. In: *Annals of the New York Academy of Sciences*; Jun; 1051; 2005. p. 510-525. DOI: 10.1196/annals.1303.19.16
Teles A, Kiss-Ióti L, Nagy I, Gwamstrom EL, Kuszt, Poigai J, Resetar A, Lowerik, Szekeress T, Aveamar on proinflammatory cytokine production and kas-mediated cell activation. In: *Annals of the New York Academy of Sciences*; Jun; 1051; 2005. p. 510-525. DOI: 10.1196/annals.1303.19.16
Teles A, Kiss-Ióti L, Nagy I, Gwamstrom EL, Kuszt, Poigai J, Resetar A, Lowerik, Szekeress T, Aveamar on proinflammatory cytokine production and kas-mediated cell activation. In: *Annals of the New York Academy of Sciences*; Jun; 1051; 2005. p. 510-525. DOI: 10.1196/annals.1303.19.16
Teles A, Kiss-Ióti L, Nagy I, Gwamstrom EL, Kuszt, Poigai J, Resetar A, Lowerik, Szekeress T, Aveamar on proinflammatory cytokine production and kas-mediated cell activation. In: *Annals of the New York Academy of Sciences*; Jun; 1051; 2005. p. 510-525. DOI: 10.1196/annals.1303.19.16
Teles A, Kiss-Ióti L, Nagy I, Gwamstrom EL, Kuszt, Poigai J, Resetar A, Lowerik, Szekeress T, Aveamar on proinflammatory cytokine production and kas-mediated cell activation. In: *Annals of the New York Academy of Sciences*; Jun; 1051; 2005. p. 510-525. DOI: 10.1196/annals.1303.19.16
Teles A, Kiss-Ióti L, Nagy I, Gwamstrom EL, Kuszt, Poigai J, Resetar A, Lowerik, Szekeress T, Aveamar on proinflammatory cytokine production and kas-mediated cell activation. In: *Annals of the New York Academy of Sciences*; Jun; 1051; 2005. p. 510-525. DOI: 10.1196/annals.1303.19.16
Teles A, Kiss-Ióti L, Nagy I, Gwamstrom EL, Kuszt, Poigai J, Resetar A, Lowerik, Szekeress T, Aveamar on proinflammatory cytokine production and kas-mediated cell activation. In: *Annals of the New York Academy of Sciences*; Jun; 1051; 2005. p. 510-525. DOI: 10.1196/annals.1303.19.16
Teles A, Kiss-Ióti L, Nagy I, Gwamstrom EL, Kuszt, Poigai J, Resetar A, Lowerik, Szekeress T, Aveamar on proinflammatory cytokine production and kas-mediated cell activation. In: *Annals of the New York Academy of Sciences*; Jun; 1051; 20